

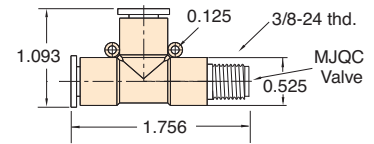
Push-Quick Fittings with MJQC Quick-Connect Port



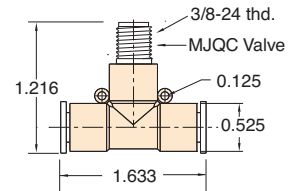
These 1/4" fittings combine the quick, easy Push-Quick functionality with the flexibility and security of the Quick-Connect series with no circuit interruption. MJQC Quick-Connect Caps (ordered separately on previous page) attach to the threaded port allowing for a variety of uses.

Part No.	Description
PQ-RT08QC	Run Tee with 3/8-24 Thread
PQ-BT08QC	Branch Tee with 3/8-24 Thread

- Serves as an easy connection point for temporary functions/circuitry
- Quickly test for air flow
- Easy connection to valves, cylinders, hose, etc.
- Check air pressure via a gauge
- Use as a dump valve/vent

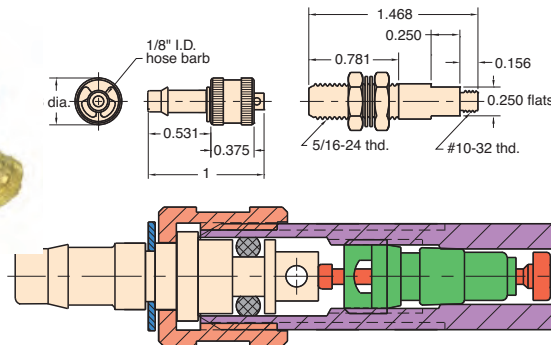


PQ-RT08QC



PQ-BT08QC

Quick Connect Assembly



Part No.	Description
MQC-2S	QC Assembly

Type: One way check quick connect assembly of valve body MQC-V2 and hose connector MQC-F

Material: Body- brass, Stem- brass

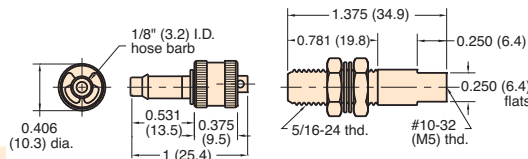
Seals: Buna-N

Working Pressure: 0 to 300 psig

Air Flow: 3.0 scfm @ 50 psig
5.8 scfm @ 100 psig

Triple Barb: Order MQC-2

Quick Connect Assembly



Part No.	Description
MQC-3S	QC Assembly

Type: One way check quick connect assembly of valve body MQC-V3 and hose connector MQC-F

Material: Body- brass, Stem- brass

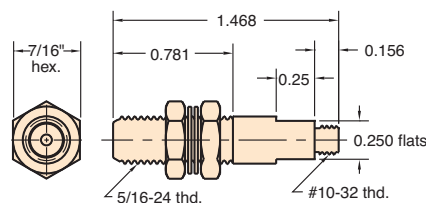
Seals: Buna-N

Working Pressure: 0 to 300 psig

Air Flow: 3.0 scfm @ 50 psig
5.8 scfm @ 100 psig

Triple Barb: Order MQC-3 or MQC-3-M5 (metric)

Valve Body



Part No.	Description
MQC-V2	Valve Body

Material: Brass

Thread: #10-32 male

Mounting: In panel or bracket to 1/4" thick with two 7/16" mounting nuts and lockwashers furnished; also screws directly into operative unit or manifold

Seals: Buna-N

Use: For connection with external shut-off to external hose, use hose connectors: MQC-F, MQC-FT, MQC-F2

Options: (-ENP)

